




Lesson Summary

This lesson discusses seal species and why they are important to our ecosystem.

From this lesson students will:

- Learn about seals.
- Understand some of the issues impacting seals.
- Discuss ways we can protect seals.



Learning activities

These activities are designed to enhance and expand on the key learnings from the Seals lesson. They can be used as part of the Lesson or assigned as research or projects.

Learning Activity 1 - Seal art.

Students draw their own seal(s) swimming in the ocean or use the colouring sheet available.

Around the seal students write words that describe the seal.



Learning Activity 2 - Am I a seal or sea lion?

Seals and sea lions belong to the same family, but they look different. Can you tell if I am a seal or sea lion?

Guess which I am?



1.



2.



3.



4.



5.



6.












Answer: 1. Crabeater Seal, 2. Australian Sealion, 3. Saimaa Seal, 4 Grey Seal, 5 Leopard Seal and 6 Galapagos Sealion.



Learning Activity 3 – Food chain

All life in the ocean is connected. All different species are depending on a healthy ecosystem. Using the images below create a seal food chain and see how they are all connected.

If you are not sure what each animal eats, why not do some research.

		
ORCA	SEALS	JELLYFISH
		
TIGER SHARK	SHRIMP	CRAB
		
FISH	SEA TURTLE	TUNA
		
OCTOPUS	GIANT KELP	SEA GRASS



Learning Activity 4 – Write a story.

Write a story about seals.

Use these questions to help guide your story:

- I live.....?
- I like to eat.....?
- I have.....?
- I can.....?
- What would happen if.....?

YOUR FEEDBACK

We value your feedback and would be pleased to hear your thoughts about this lesson and activities. Any comments, suggestions or requests for further information can be sent to education@seashepherdglobal.org.