

## Lesson Summary

Sea turtles are threatened by a number of human interactions including pollution, coastal development, abandoned fishing gear, by-catch in commercial fishing nets and poaching.



## Activities

These activities are designed to enhance and expand on the key learnings from the Sea Turtles lesson. They can be used as part of the Lesson or assigned as research or projects.

## English

**LEARNING SKILLS** – Creative thinking, communicate, critical thinking, empathy, reasoning, advocate, reflect and explanation.

### Activity 1

Write a poem or short story about the journey of a sea turtle hatchling, from when the egg breaks open to when the turtle reaches the open ocean.

Describe the journey, how they feel, the dangers and the experience of swimming in the ocean for the first time.

## Geography

**LEARNING SKILLS** – Research, investigate, analyse, interpretation, communicate, critical thinking and explanation.

### Activity 1


Research the location of beaches where sea turtles come ashore to lay eggs.

Find locations in 3 different countries. Where do the turtles come from, where are the beaches located, which ocean?

Create a presentation showing your findings.

### Activity 2

Using what you know create a Sea Turtle Lifecycle. Including where they live at each stage of life. This can be completed either electronically or on paper.



# SEA TURTLES LESSON ACTIVITY SHEET

TEACHING RESOURCE: PRIMARY SCHOOL (Age 8 – 11)


## History

---

**LEARNING SKILLS** – Research, interpretation, communicate, reasoning, explanation and critical thinking.

### Activity 1

Research how coastal indigenous communities would hunt sea turtles before they had boats with outboard motors. Compare lifestyles from the past with modern lifestyles, is it still necessary to hunt sea turtles today, in a modern society?



# SEA TURTLES LESSON ACTIVITY SHEET

TEACHING RESOURCE: PRIMARY SCHOOL (Age 8 – 11)

## Science

**LEARNING SKILLS** - Investigate, research, analyse, creative thinking, communicate, critical thinking and explanation.

### Activity 1

Climate change impacts the ocean, how will these changes impact sea turtles. Think about: habitat, food sources, breeding, where they live and migration.

### Activity 2

Research sea turtle facts and create a graphic organizer- titled: Sea Turtles.

Include:

- Can - list what sea turtle can do.
- Have - list what sea turtles have.
- Are - list what sea turtles are.

Students can also use what they know to create a Sea Turtle lifecycle. This can be completed either online or on paper.

## Social Science

**LEARNING SKILLS** – Creative thinking, communicate, critical thinking, empathy, reasoning, advocate, reflect, explanation and global citizenship.

### Activity 1

Sea turtles are endangered species – how would you advocate to change the behaviour of poachers to help protect sea turtles.

### Activity 2

Create a tri-fold "travel" brochure on what you learned.

Page 1- where sea turtles are most likely to be found.


Page 2- interesting sea turtle facts.

Page 3- the life cycle or food chain of a sea turtle.

Page 4- vocabulary words.

Page 5- human impact on the sea turtle.

Page 6- what you can do to help the sea turtle.



# SEA TURTLES LESSON ACTIVITY SHEET

TEACHING RESOURCE: PRIMARY SCHOOL (Age 8 – 11)

## Arts / Media

**LEARNING SKILLS** – Creative thinking, communicate, critical thinking, empathy, reasoning, advocate and explanation.

### Activity 1

Create an artwork using trash – create your own trash sea turtle.

### Activity 2

Create an artwork / poster or video that encourages people to help protect sea turtles at the beach. Think about the human activities that can impact nesting sea turtles and hatchlings at the beach.

## YOUR FEEDBACK

We value your feedback and would be pleased to hear your thoughts about this lesson and activities. Any comments, suggestions or requests for further information can be sent to [education@seashepherdglobal.org](mailto:education@seashepherdglobal.org)