

Case Study Summary

This Case Study connects with our Lesson Plans: Illegal, Unreported and Unregulated (IUU) Fishing 1-3. It focuses on our campaign Operation Icefish targeting illegal toothfish poachers operating in Antarctica.

This Case Study takes 20 minutes to complete.



Subjects relevant to

English, Geography, History, Math, Science and Social Science.

Learning objectives

- Understand the extent of IUU fishing activity.
- Determine the impacts it is having on toothfish.
- Learn about illegal fishing vessels and gillnets.

Preparation

- This case study has been designed to supplement our main lessons. It can be stopped at any time should you wish to include your own discussion/questions or incorporate the lesson activities.
- Depending on whether students are working in a classroom or remotely, you can choose to discuss questions in the class or use the online learning app.
- This digital lesson has an interactive option called student devices. If you choose this option ask the students to bring their mobile phones or tablets to the lesson.
- Should you choose the interactive option, it will run a quiz during the lesson. Recommendation: only use this interactive option in classes of up to 30 students.
- Students can sign up on their mobile device to the www.LessonUp.app. They will be asked for a PIN code (this will appear automatically on slide 3 and will also show at the bottom of the screen). Students who sign up under a false name may be removed by the teacher.
- Students who do not have a mobile device can join the quiz with another student.
- If student devices is turned ON, you can opt to turn the sound and the share screen ON or OFF. Further on you can choose if you want to 'show ranking after each quiz' question. Doing so will create a competitive element, but it can be distracting. Recommendation: turn the 'show ranking after each quiz' OFF.
- The abovementioned options will also show if you click on the PIN code at the bottom of the screen.



SEA SHEPHERD CASE STUDY: OPERATION ICEFISH

CASE STUDY GUIDE: PRIMARY SCHOOL (Age 8 – 11)

Lesson plan


Slide 1 Introduction

This lesson is provided by Sea Shepherd. Sea Shepherd was founded in 1977 and is a marine conservation organisation working to protect the oceans and marine wildlife. Sea Shepherd works globally on a range of issues impacting the oceans, running numerous direct action campaigns each year. IUU is one area Sea Shepherd is working on to help stop illegal fishing.



Slide 2 Lesson action icons

During the lesson we will use these icons to identify the learning actions.



Slide 3 Operation Icefish

Over the years, during Sea Shepherd anti-whaling campaigns in Antarctica crews have spotted illegal fishing vessels. Some of the most notorious vessels were part of a fleet poaching Patagonian and Antarctic toothfish. These species have been overfished over the years and are subject to strict quotas.



Slide 4 Filling the void

Operation Icefish was the first campaign of its kind, using innovative direct action tactics to fill a law enforcement void exploited by illegal toothfish operators.

The aim was to find illegal fishing operations then document, report and confront them. Unlawful fishing gear would be confiscated and disposed of.

In the course of Operation Icefish, Sea Shepherd patrolled the Southern Ocean 'shadowlands' in a bid to make a citizen's arrest (an arrest made by a private citizen to help apprehend law breakers) of the half dozen illegal toothfish operators who continue to exploit these vulnerable fish populations outside of the full reach of the law.





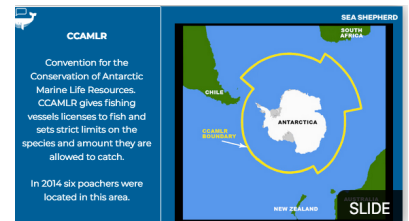
SEA SHEPHERD CASE STUDY: OPERATION ICEFISH

CASE STUDY GUIDE: PRIMARY SCHOOL (Age 8 – 11)

Show this video (1.40min) which introduces the campaign:
https://www.youtube.com/watch?v=t5NgZa_WIo4

Slide 5 CCAMLR

Around Antarctica there is a designated area where fishing is controlled by an organisation called CCAMLR. Which is the *Convention for the Conservation of Antarctic Marine Life Resources*. CCAMLR gives fishing vessels licenses to fish in set areas and also sets strict limits on the species and amount they are allowed to catch.



In 2014 Sea Shepherd identified 6 ships that were wanted by international authorities for illegal fishing operations in this area.

Slide 6 The Thunder

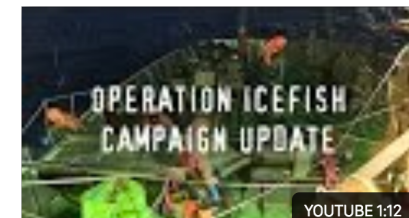
One of those poachers, the Thunder, was located and chased by the Bob Barker for 110 days from Antarctica to the coast of Africa, setting a new record for the longest maritime pursuit of a poacher. The chase ended when the captain of the Thunder finally decided he would not be able to make port with his illegal cargo so he sank his own vessel.



Slide 7 Gillnets

The nets that these poachers use are illegal. They use gillnets which are a type of net that traps everything in its path. They catch all types of fish; crabs and even jellyfish get caught up in these nets.

During the 2014-15 Icefish campaign Sea Shepherd crew pulled in 3 nets left behind by the Thunder. The total length of these 3 nets was around 72 km.



Show video (1.12 min), which shows the first gillnet being retrieved by the crew of the Sam Simon.
https://www.youtube.com/watch?v=_ZWp1exeKdo&list=PLx1pnhQVtbbDuRexL88-dZM1YrXVc9Bza&index=20



SEA SHEPHERD CASE STUDY: OPERATION ICEFISH

CASE STUDY GUIDE: PRIMARY SCHOOL (Age 8 – 11)

Slide 8 Suspicious sinking of the Thunder

After being chased for 110 days by the Bob Barker the Thunder suddenly sent out a mayday call, as the vessel was sinking.

Once all the Thunder's crew had moved to life rafts, crew from the Bob Barker boarded the sinking vessel to investigate and found every hatch door had been opened up. This was to ensure that water found its way into every section of the ship, so it would sink.

The Captain of the Thunder knew that they could not make port without being followed by Sea Shepherd, and would therefore be immediately reported to authorities. They could not let anyone find the evidence of illegal fishing activity on board the Thunder, so they decided to sink the vessel.

Show video (1.52 min), which shows the Thunder's mayday and the vessel sinking.

https://www.youtube.com/watch?v=SQ71Y_g116A&list=PLx1pnhQVtbbDuRexL88-dZM1YrXVc9Bza&index=12



Slide 9 Operation Icefish campaign summary

During two years of running Operation Icefish Sea Shepherd were able to help detect and report the activities and location of the remaining illegal poachers, bringing to an end the Bandit 6 toothfish poachers.

Show video (3.37 min), which is a summary of the campaign.

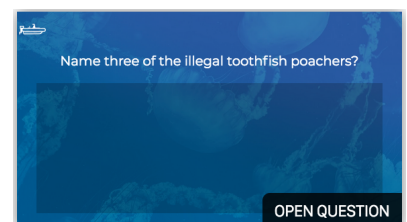
<https://www.youtube.com/watch?v=b9feHiXBrTM&list=PLx1pnhQVtbbDuRexL88-dZM1YrXVc9Bza&index=2>



Slide 10 Question

Ask students to complete their answers to the following question using the www.LessonUp.app or discuss in classroom.

"Name three of the 6 illegal toothfish poachers?"





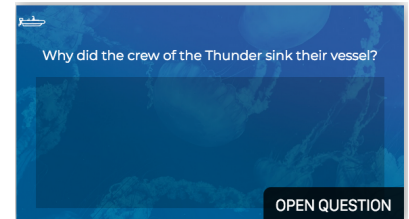
SEA SHEPHERD CASE STUDY: OPERATION ICEFISH

CASE STUDY GUIDE: PRIMARY SCHOOL (Age 8 – 11)

Slide 11 Question

Ask students to complete their answers to the following question using the www.LessonUp.app or discuss in classroom.

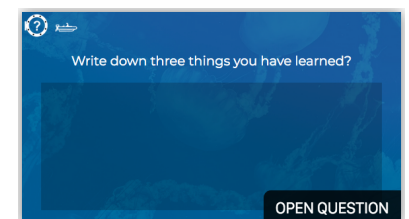
“Why did the crew of the Thunder sink their vessel?”



Slide 12 What did you learn?

Ask students to answer the following question using www.LessonUp.app or discuss in the classroom.

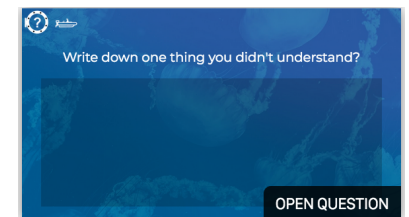
“Write down three things you have learned?”



Slide 13 What don't you understand?

Ask students to answer the following question using www.LessonUp.app or discuss in the classroom.

“Write down one thing you didn't understand?”



Slide 14 Close



YOUR FEEDBACK

We value your feedback and would be pleased to hear your thoughts about this lesson and activities. Any comments, suggestions or requests for further information can be sent to education@seashepherdglobal.org.