



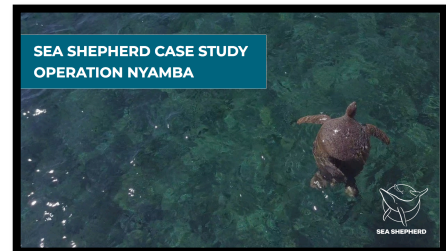
# SEA SHEPHERD CASE STUDY: OPERATION NYAMBA

CASE STUDY GUIDE: SECONDARY SCHOOL (Age 11 – 16)

## Case Study Summary

This Case Study connects with our Lesson Plan: Sea Turtle Poaching. It focuses on our working to stop poaching of sea turtles in Mayotte.

This Case Study takes 15 minutes to complete.



## Subjects relevant to

English, Geography, History, Math, Science and Social Science.

## Learning objectives

- Learn about Mayotte and the sea turtle poaching taking place.
- Learn about the work Sea Shepherd is doing to help protect sea turtles from poachers.

## Preparation

- This case study has been designed to supplement our main lessons. It can be stopped at any time should you wish to include your own discussion/questions or incorporate the lesson activities.
- Depending on whether students are working in a classroom or remotely, you can choose to discuss questions in the class or use the online learning app.
- This digital lesson has an interactive option called student devices. If you choose this option, ask the students to bring their mobile phones or tablets to the lesson.
- Should you choose the interactive option, it will run a quiz during the lesson. Recommendation: only use this interactive option in classes of up to 30 students.
- Students can sign up on their mobile device to the [www.LessonUp.app](http://www.LessonUp.app). They will be asked for a PIN code (this will appear automatically on slide 3 and will also show at the bottom of the screen). Students who sign up under a false name may be removed by the teacher.
- Students who do not have a mobile device can join the quiz with another student.
- If student devices is turned ON, you can opt to turn the sound and the share screen ON or OFF. Further on, you can choose if you want to 'show ranking after each quiz' question. Doing so will create a competitive element, but it can be distracting. Recommendation: turn the 'show ranking after each quiz' OFF.
- The abovementioned options will also show if you click on the PIN code at the bottom of the screen.



## Lesson plan

**SEA SHEPHERD CASE STUDY  
OPERATION NYAMBA**

SEA SHEPHERD

SEA SHEPHERD

What you already know...

Watch the video

You are going to learn...

Click on the image

Action required!

Evaluate your knowledge

SLIDE

## Slide 5 Nesting turtles

To lay their eggs sea turtles return to the beach where they were born. They are then an easy prey for poachers who await them, armed with machetes.

After cutting off their flippers and head, they open the shells and take the meat, which is sold for up to 40 euros per kilo on the black market to wealthy members of the community. Their eggs, so precious for the next generation of turtles, are left to rot on the sand.

There are not enough guards to protect the turtles and access to the most dangerous beaches has been banned at night, due to the presence of poachers. The turtles are completely abandoned to their sad fate



## Slide 6 Poachers

Officially, over 230 sea turtles were poached in Mayotte in 2016 and nearly 300 in 2015 poaching,

Sea Shepherd estimates, the real figure is closer to a thousand turtles killed.

The goal of this campaign is to deter poachers by our presence.



## Slide 7 Local cooperation to protect sea turtles

Sea Shepherd is looking to work with local associations that do not have the means to act alone. We are in the process of establishing a network to help protect sea turtles.

The goal will then be to extend patrols throughout the year and to increase the number of secured beaches.



On Grande Terre, Sea Shepherd already patrol with local Mahorais teams. Turtle poaching is one of Mayotte's problems, but on a wider scale, poaching is also affecting the whole lagoon.



# SEA SHEPHERD CASE STUDY: OPERATION NYAMBA

CASE STUDY GUIDE: SECONDARY SCHOOL (Age 11 – 16)

## Slide 8 Night patrols

Show this video (2,57 min), which shows Sea Shepherd volunteers on night patrol and nesting turtles.

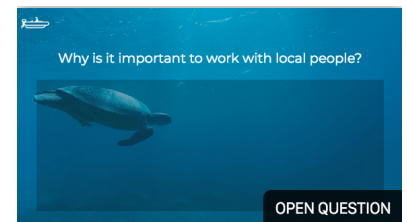
<https://www.youtube.com/watch?v=X2MFhleA6JY&list=PLx1pnhQVtbbBSe4LHRwNDsGN8RnoDVMk0&index=4>



## Slide 9 Question

Ask students to complete their answers to the following question using the [www.LessonUp.app](http://www.LessonUp.app) or discuss in classroom.

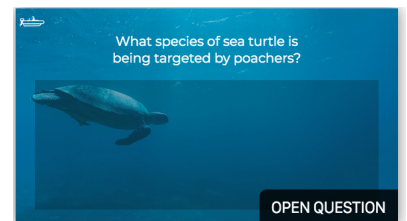
“Why is it important to work with local people?”



## Slide 10 Question

Ask students to complete their answers to the following question using the [www.LessonUp.app](http://www.LessonUp.app) or discuss in classroom.

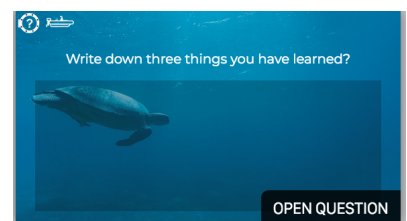
“What species of sea turtle is being targeted by poachers?”



## Slide 11 What did you learn?

Ask students to answer the following question using [www.LessonUp.app](http://www.LessonUp.app) or discuss in the classroom.

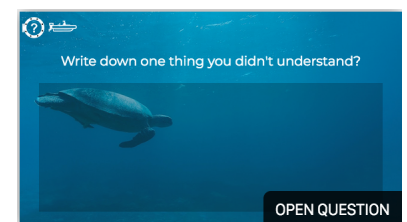
“Write down three things you have learned?”



## Slide 12 What don't you understand?

Ask students to answer the following question using [www.LessonUp.app](http://www.LessonUp.app) or discuss in the classroom.

“Write down one thing you didn't understand?”







# SEA SHEPHERD CASE STUDY: OPERATION NYAMBA

CASE STUDY GUIDE: SECONDARY SCHOOL (Age 11 – 16)

[Slide 13 Close](#)



## YOUR FEEDBACK

We value your feedback and would be pleased to hear your thoughts about this lesson and activities. Any comments, suggestions or requests for further information can be sent to [education@seashepherdglobal.org](mailto:education@seashepherdglobal.org).